
Table of Contents

1	Message from the President_____	<u>1</u>
2	Operations of the Columbia Mountains Institute_____	<u>3</u>
2.1	About the Columbia Mountains Institute of Applied Ecology_____	<u>3</u>
2.2	Board of Directors for 2016_____	<u>3</u>
2.3	Membership of Columbia Mountains Institute_____	<u>4</u>
2.4	Supporters of Columbia Mountains Institute for 2016_____	<u>6</u>
2.5	Administration of Columbia Mountains Institute_____	<u>5</u>
2.6	Strategic Direction_____	<u>7</u>
3	Activities of the Columbia Mountains Institute_____	<u>7</u>
3.1	Continuing education_____	<u>8</u>
3.2	Supporting applied ecological research_____	<u>8</u>
3.3	Collaboration_____	<u>19</u>
4	Preface to Financial Statement_____	<u>20</u>

Columbia Mountains Institute of Applied Ecology

Box 2568, Revelstoke BC, V0E 2S0

Phone / Fax: 250-837-9311

Email: office@cmiae.org

Web: www.cmiae.org

Facebook: <https://www.facebook.com/cmiae>

1 Message from the President

Welcome to my **first** annual message as President. It has been a pleasure this past year to serve as President as I have been gradually “*learning the ropes*” from Dr. Brendan Wilson who served for 10 years as CMI’s president and has now transitioned into the Vice-Presidential role. Thanks to Brendan for staying on as my mentor and coaching me through a great year with CMI.

We started this year off with a very exciting and different event: the Environmental and Social Assessment Forum, hosted in Cranbrook. This event was well attended by stakeholders, First Nations, government and industry, included a moderated panel discussion to address the question: “*How do we improve the process of Environmental and Social Assessment?*” We also featured the award-winning film “Jumbo Wild” which was co-hosted by Wildsight. This forum was followed by our popular conference session on Predator-Prey Dynamics: From Theory to Management, in Revelstoke. Attendance was high, and presenters were asked how their topic affected management of terrestrial predator-prey systems. This conference and the resources that came out of it continue to be referenced in the news media and by applied researchers grappling with predator-prey dynamics.

Various statistics and modeling courses were offered throughout the year, and we also hosted a number of focused talks from local professionals in a newly formed speaker series called CRED Talks (Columbia Region Ecological Discussions). In addition, we offered two workshops associated with the Mid-Columbia Ecosystem Enhancement Project, which discussed land conservation and restoration initiatives in the Mid-Columbia region. Our AGM and Researchers Forum took place in the beautiful setting of Kaslo, on Kootenay Lake, where I saw a moose munching sedges on the drive home. The directors met and reviewed our Strategic Plan, which will be updated in the near future. Mid-year we hosted a fish identification course and a native grasslands plants course and rounded the year off with a bio-engineering course, helping out a local neighbor stabilize his sandy driveway slope above Cranberry Creek south of Revelstoke.

I would like to thank all the hard work from our directors and especially our executive director Hailey Ross. Hailey came back from maternity-leave and has now been with us for four years, without her we would cease to function as a society. Also, although our Project Coordinator Sylvia Wood was called off to educate the minds of our young children, I would like to thank her for her efforts with CMI this year. Thanks to Harry van Oort who will be stepping down from Treasurer, and to Kevin Bollefer who will be stepping in. Jeremy Ayotte, Catherine Craig, and Doris Hausleitner joined us as new directors, this year and have already proven to be valued members of our team.

I would like to take this opportunity to thank our corporate members, our sponsors, and our local partners who ensure we can continue to fulfill our vision as a non-profit society and provide educational opportunities to professionals in the Columbia Mountains Region. Thanks to Parks Canada for all the years of support via our Parks Canada Contribution Agreement (PCA). 2016 is the last year we will be receiving this financial contribution and we look forward to the development of a Partnership Agreement with them in 2017.

Thanks to all our members, attendee's and volunteers helping us achieve another successful year!

Carrie Nadeau, R.P.Bio.,
President, Columbia Mountains Institute

2 Operations of the Columbia Mountains Institute

2.1 About Columbia Mountains Institute of Applied Ecology

CMI's vision is of outstanding natural resource management through building and sharing knowledge about the ecology of the Columbia Mountains and its associated ecosystems.

Our mission is to foster collaboration, communication, and education in support of relevant applied ecology research within our area.

We're known best for hosting balanced, science-driven conferences and specialized courses that present the newest information and methodologies. We are a regional group that connects people working in the various fields of applied ecology – natural resource practitioners, managers, researchers, educators, academics, stewardship groups, and others with an interest in the ecology of southeastern British Columbia. Our website offers many resources, including summaries for all of our past conferences.

CMI was incorporated as a society in 1996, and is based in Revelstoke, British Columbia. The society is directed by a maximum of fifteen Board members (in 2016, by 13 Directors). An Executive Director supports the Board. In 2016 Sylvia Wood transitioned from the Interim-Executive Director to a Project Coordinator role and stayed with CMI for about half of the year. CMI retains the services of a bookkeeper, and of website consultants as needed. Funding for the operation of our society comes from memberships and retained earnings from our projects (events), and other income such as the Contribution Agreement with Parks Canada (2016 is the final year for this contribution), grants from the Columbia Basin Trust, event sponsorships from private donors, and bank interest.

2.2 Board of Directors for 2016

In addition to the Annual General Meeting, the Board of Directors met ten times in 2016, to make decisions about future events, finances, policies, and hear reports from our sub-committees. Most Directors attend our meetings via a conference call.

For information about each Director, please visit our website at:

<http://cmiae.org/about/directors-administration/>

Executive

Carrie Nadeau, President
Brendan Wilson, Vice-President
Harry van Oort, Treasurer

(continued next page)

Directors at Large

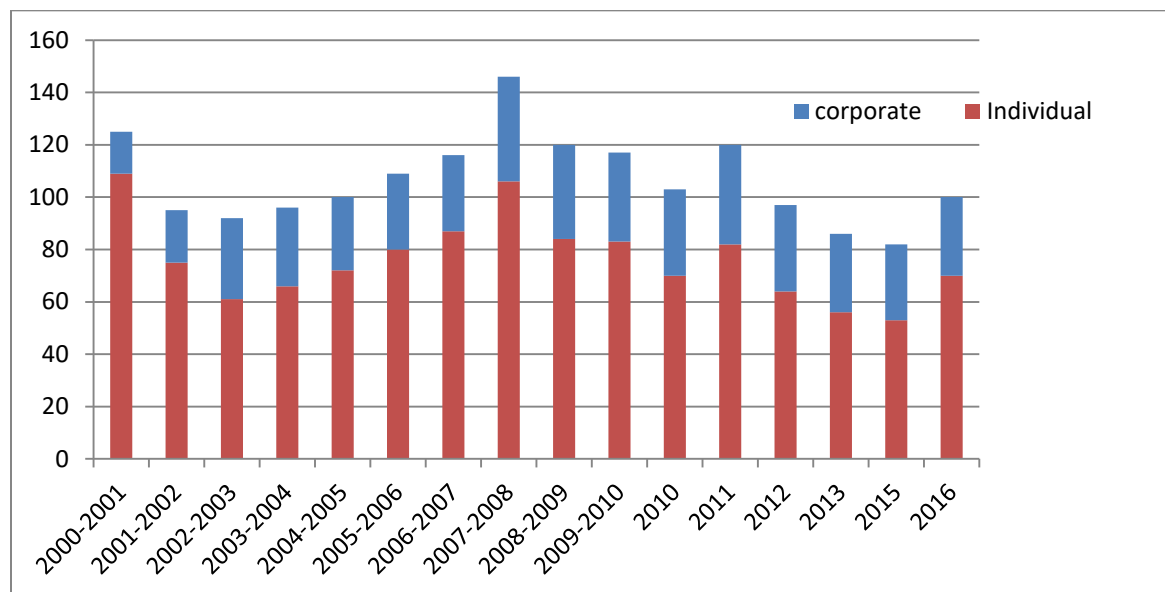
Jeremy Ayotte
Marc-André Beaucher
Kevin Bollefer
Sarah Boyle*
Catherine Craig

Doris Hauseleitner
Robyn Irvine
Heather Lamson
Mike Miller
Randy Moody

*Sarah Boyle stepped down to a non-voting member of the board part way through the year.)

2.3 Membership of CMI

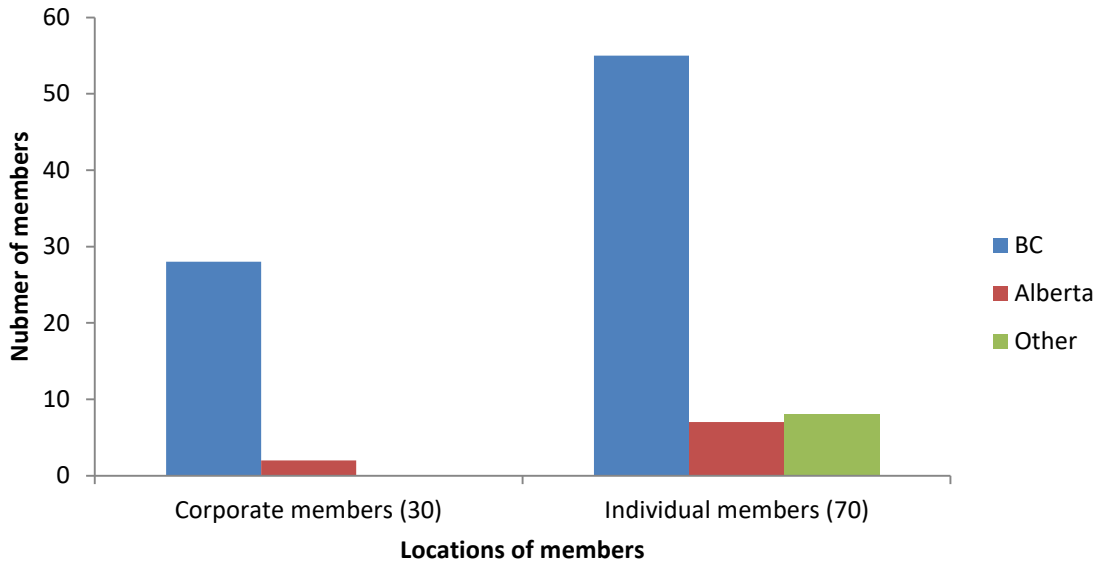
The Columbia Mountains Institute finished up the year with 70 individual members, and 30 corporate members. Our members' email updates go out to 263 individual email addresses. The information is circulated further within the corporate memberships. CMI also maintains a list of about 800 individuals who have signed up to receive our email announcements about upcoming events and important activities. We consider these people to be a part of our network.



CMI corporate members for 2016

Associated Environmental Consultants. (<https://www.ae.ca/>)
AMEC Foster Wheeler (<http://www.amecfw.com/>)
BC Hydro, Columbia Generation (<http://www.bchydro.com>)
Bulkley Valley Research Centre (<http://bvcentre.ca/>)
Canadian Columbia River Inter-Tribal Fisheries Commission
<http://fnbc.info/org/canadian-columbia-river-inter-tribal-fisheries-commission>)
CE Analytic (<http://www.ceanalytic.com/home.html>)
City of Revelstoke (<http://www.cityofrevelstoke.com/>)
Columbia Basin Trust (<http://cbt.org/>)
College of Applied Biology (<https://www.cab-bc.org/>)
Cooper, Beauchesne and Associates Ltd. (<http://cooperbeauchesne.com>)
Creston Valley Wildlife Management Authority (<http://www.crestonwildlife.ca>)
Downie Timber (<http://www.downietimber.com>)
DWB Consulting Services Ltd. (<http://www.dwbforestry.com>)
Ecoscape Environmental Consultants (<https://www.cab-bc.org/>)
Golder Associates, Castlegar:
(http://www.golder.ca/en/modules.php?name=Contact&sp_id=38)
Golder Associates: Edmonton office (<http://www.golder.com>)
Grassroots Environmental Services (<http://www.grassroots-env.ca/>)
Keefe Ecological Services (<http://www.keefereco.com/>)
Kootenay Boundary Region – Resource Stewardship Division
Lotic Environmental (<http://lotic.co>)
LGL Limited Environmental Research Associates (<http://www.lgl.com/en/>)
Margo Supplies Ltd: (<https://www.margosupplies.com/>)
Masse Environmental (<http://masseenvironmental.com/Home.aspx>)
Parks Canada, Mount Revelstoke and Glacier National Parks (<http://www.pc.gc.ca>)
Polster Environmental Services Ltd. (<http://polsterenvironmental.com/>)
Revelstoke Community Forest Corporation (<http://www.rcfc.bc.ca>)
Selkirk College, School of Environment and Geomatics (<http://selkirk.ca/>)
University of Victoria (<http://www.uvic.ca/>)
Yellowstone to Yukon Conservation Initiative (<https://y2y.net>)
Wildsight (<http://www.wildsight.ca>)

Where do CMI members live?



2.4 Supporters of CMI for 2016

CMI benefits from the large number of volunteer hours contributed to CMI by our Board of Directors, and by the members of the organizing committees for our various events. These people keep us connected to ecological issues in southeastern BC. CMI continues to be effective because of their willingness to contribute time and expertise.



Parks
Canada

Parcs
Canada

This year we negotiated what will be the last Contribution Agreement with Mount Revelstoke and Glacier National Parks. We received \$5,000.00 in support of our work to maintain a

network of ecologists working to improve ecological integrity in this region. CMI is grateful for Parks Canada's financial and in-kind assistance. We look forward to the development of a lasting partnership agreement and expect this work to begin in 2017.

The Columbia Mountains Institute of Applied Ecology gratefully acknowledges the financial and in-kind support of agencies that partnered with us to make this year's events and our projects a success. The generosity of these agencies is recognized in the information about each past conference at CMI's website (<http://cmiae.org/events/past/>)

These agencies kindly provided financial or significant in-kind support for an event in 2016:

- Alberta Biomonitoring Institute
- BC OGRIS
- BC Wildlife Federation
- (continued next page)

- Columbia Basin Trust
- Cooper Beauchesne and Associates
- Downie Timber
- The Firelight Group
- Hamill Creek
- Monashee Guide Outfitting Ltd.
- Nexon
- Revelstoke Community Forest Corporation
- Score
- Stella Jones
- VAST Resources
- Vectronic Aerospace

We also graciously acknowledge the contributions of the presenters and volunteers associated with each of our events.

2.5 Administration of CMI

Hailey Ross continued on as CMI's Executive Director and was assisted for part of the year by Sylvia Wood who managed a number of events as Project Coordinator.

2.6 Strategic Direction

In 2016, CMI worked towards the goals and objectives as laid out in the [Strategic Plan \(2014-2017\)](#). We developed a new tracking system for quarterly check-ins on our goals and linked this system to calendars that track our event deliveries, our administrative tasks, and other strategic projects. In summary, CMI has met almost 90% of our strategic goals. The board of directors will gather in 2017 for another strategic planning session where we will look carefully at this plan, explore the goals that are not being met and identify barriers and strategies for overcoming those barriers. The strategic plan will be refreshed and a new 3-4 year term will begin.

3 *Activities of the Columbia Mountains Institute*

3.1 Continuing education

CMI Events in 2016

A major goal of CMI is to identify current ecological issues and knowledge gaps, then host workshops or courses to address these issues. This section summarizes all events that were held in 2016. More details about each event, a list of event partners and supporters, and event summaries are available on CMI website in the “[Events](#)” section. Conference, course and workshop evaluation forms were collected. For conferences, this feedback is always summarized in the conference proceedings document and posted to the associated web-page.

Our event announcements are distributed to a targeted set of recipients. We promote almost entirely by email to: members, our event announcement distribution list (over 800 people), professional associations, various other organizations and individuals as suggested by the topic of each event, and Facebook. Other agencies regularly include our information in their own notices and newsletters.

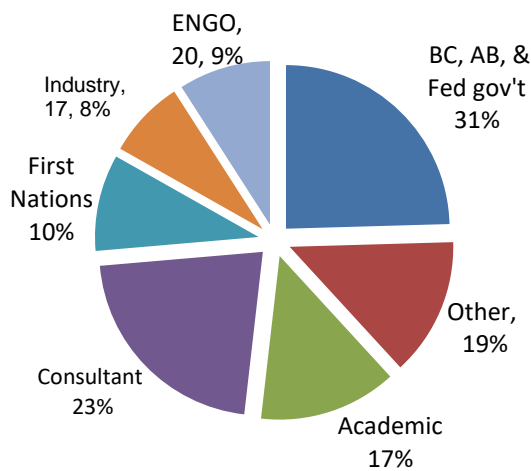
CMI announcements and news are sent to a network of over 1000 people working in the field of ecology in BC and Alberta.

In total, there were 374 (up from 63 in 2015) participants in CMI events in 2016. (Some people attended more than one event in which case their participation has been counted multiple times.)

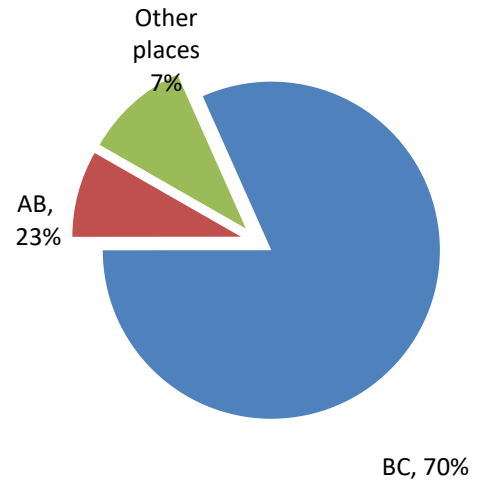
- 139 people attended a course or workshop (that is up from 39 people in 2015)
- 218 people attended a conference or forum (that is up from 104 in 2015)
- 17 people attended a public presentation hosted by CMI

For our events in 2016, the tables on the following page show where participants are from, and their affiliations.

Information about CMI conference and forum participants in 2016ⁱ

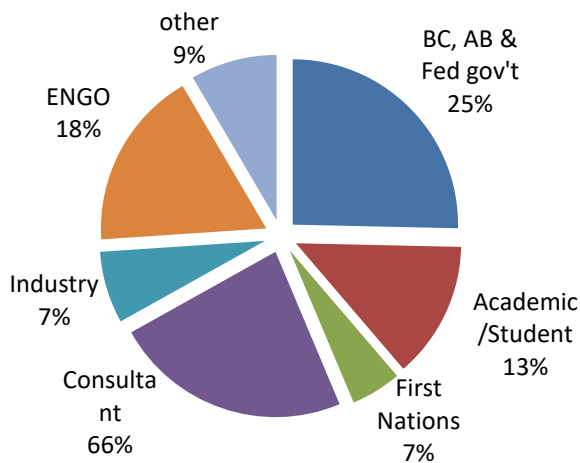


Affiliation of conference and forum participants in 2016

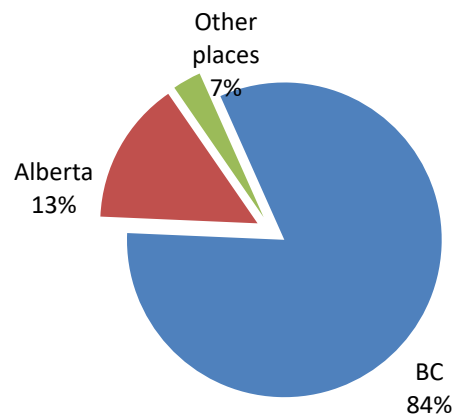


Where conference or forum participants came from in 2016. The "other places" were predominantly from the USA

Information about CMI courses and workshop participants in 2016



Affiliation of course and workshop participants in 2016



Where course and workshop participants came from in 2016

List of conferences and courses held in 2016

Summary List of Events in 2016 in the order that they were delivered:

- [Environmental and Social Assessment Forum](#)
- [Climate Change in the North Columbia Mountains](#) (workshop)
- [Predator-Prey Dynamics: From Theory to Management conference](#) (conference)
- [Introduction to “R” Software](#) (course)
- [Stats Refresher for Biologists in “R” software](#) (course)
- [Fish Identification Course](#) (course)
- [Annual Researchers’ Forum & AGM](#)
- [Identification of Native Grassland Plants](#) (course)
- [Spatially Explicit Capture-Recapture \(SECR\) Modeling](#) (course)
- [Bio-engineering Restoration](#) (2 courses)
- [Private Land Conservation Potential in the North Columbia Area](#) (presentation – stats from this event not included in the data presented above)

Information about all of these events can be found in the [Past Events](#) section of the CMI website, and a description of each event is found below.

Environmental and Social Assessment Forum

February 23-24, 2016

College of the Rockies, Cranbrook BC

58 people attended this forum

Forum Description

Assessment of potential environmental effects is part of the regulatory application process for a broad range of infrastructure, natural resource development, and other land-use projects. The Columbia Mountains Institute of Applied Ecology organized a Forum to address recent changes in environmental assessment legislation, policy and process. This was a unique two day modular event where participants learned how to work through the process from either a stakeholder or proponent position. Attendees choose from five different seminars to learn the tools required to successfully engage in or navigate through the environmental and social assessment process. The purpose of this forum was to provide attendees with practical “hands-on” experience and skills. It included networking opportunities, a trade show/poster session, a keynote speaker and a incredible panel discussion.

Keynote Presentation and Film Screening

Dr. Cam Owens delivered a thought-provoking keynote talk: “Politics, Geography and Environmental Assessment: Reflections on the Struggle over the Jumbo Valley.” A screening of the film “Jumbo Wild” also took place, co-hosted by Wildsight, followed by an open question and answer period. This whole portion of the event was open to the public and well attended.

Climate Change in the North Columbia Mountains

March 10-11, 2016

Revelstoke Community Centre, Revelstoke BC

29 people attended this workshop

Workshop description

The changing climate is becoming more obvious each year. Recent analyses for the North Columbia Mountains illustrates potential long-term changes for the climate and local ecosystems. Greg Utzig of Kutenai Nature Investigations Inc. described these analyses and explained how these changes might impact forestry, tourism, recreation and other land-based activities. For the purposes of this workshop, the North Columbia mountain area is from Shelter Bay to north of Mica and the Monashees east to the Purcells.

This workshop was comprised of a series of presentations and interactive sessions whereby participants applied new information about climate change in the North Columbia mountain area to their responsibilities and interests. Participants succeeded in:

- Increasing their understanding of the current climate change projections for the North Columbia region
- Learning about new potential bio-climate envelope shifts resulting from the projected climate changes
- Considering how these changes might impact their activities and identify potential adaptations to minimize negative impacts and take advantage of opportunities

You can find a recording of Greg Utzig's public presentation and a resource summary from this workshop on the event webpage.

Predator-Prey Dynamics: From Theory to Management conference

April 5-7, 2016

Revelstoke Mountain Resort, Revelstoke BC

135 people attended this conference

Conference Description

Predation is one of the most fundamental interactions in ecology because it is a primary mechanism of energy transfer among trophic levels. The effects of predation on prey populations are continually debated in the literature, even within a specific study system. Is predation compensatory (i.e. animals would have died anyway, were they not eaten), is it limiting (does it reduce the number of prey), or even regulating (is it dependent on the density of prey)? And how do we integrate new ideas, such as non-lethal effects of predation, with the more classical view of predation? This Columbia Mountains Institute conference addressed these questions and others. It was an excellent opportunity for scientists, managers, students, hunters, and guide-outfitters to learn about some of the current thinking on predator-prey interactions for mammals and birds. The conference included:

- Speakers and a poster session which addressed terrestrial predator-prey systems. (April 5-7, 2016)
- An optional computer workshop, where participants learned how to build and run basic predator-prey models (e.g., using Excel or R). Real world examples from the Kootenays and elsewhere in North America were presented.
- An optional field trip to view the Revelstoke Caribou Rearing in the Wild maternal penning site.
- A half-day registration option: April 7th presentations were on applied wildlife management, geared towards managers, guide-outfitters, hunters and the general public.

Keynote Speaker

We were pleased to welcome Dr. Liana Zanette from the University of Western Ontario as our evening Keynote Speaker. Liana's research focuses on the many dimensions of predator-induced fear, from population- and ecosystem-level consequences, to impacts on health and development. A "paradigm shift in ecology" is occurring concerning the preeminent role of predators in affecting everything from ecosystem dynamics to global biodiversity. Dr. Zanette presented: "Fear of Predators as an Ecosystem Service." This speaking event was open to the public and approximately 40 people attended from the community of Revelstoke in addition to conference attendees.

An event summary is available on the event webpage.

Introduction to "R" Software

April 25, 2016

The Regent Hotel, Revelstoke, BC

This course had 5 participants

Course was taught by Dr. Carl Schwarz from Simon Fraser University.

Course Description

New to R? The purpose of this 1/2 day workshop was to give participants and introduction to R/RStudio so that you can take full advantage of the subsequent 3 day course: Stats Refresher for Biologists in "R." This course may also be taken on it's own.

Stats Refresher for Biologists in "R" Software

April 26-28, 2016

The Regent Hotel, Revelstoke, BC

This course had 8 participants

Course was taught by Dr. Carl Schwarz from Simon Fraser University.

Many scientific studies are full of statistical jargon, tables of averages and other statistics, and results of statistical tests which purport to prove a certain hypothesis. The purpose of this course was to review some of the basic sampling and experiment designs used by

ecologists and to understand exactly what can and cannot be extracted from a set of data. With the advent of modern statistical packages, the analysis of data is fairly easy, but it is far too easy to get nonsense results. This course also reviewed common pitfalls in the analysis of data.

Fish Identification Course

May 10-11, 2016

Selkirk College, Castlegar BC

15 students attended this course

Course was taught by Erick (Rick) Taylor from University of British Columbia

Course Description

The fresh waters of the world house spectacular diversity of freshwater fishes, accounting for over 40% of all described taxa in less than 0.01% of aquatic habitat by surface area. British Columbia has a relatively small number of described native species (69), yet contains a considerable wealth of un-described diversity and endemic species. This course serves as an introduction to the biogeography, evolution, and identification of native and introduced freshwater fishes found in British Columbia. Two lecture sessions focus on the biogeography, evolution of our fauna, as well as the morphological and molecular genetic techniques used in fish identification. Two afternoons focus on morphological-based identification of fishes, particularly those of the southern Interior of BC. Attendees will also have the chance to try out a new pictorial guide to the freshwater fishes of BC.

Annual Researchers' Forum & AGM

May 13, 2016

St. Andrew's United Church, Kaslo BC

25 people attended this forum

Event Description

Every year CMI members get together to provide updates on their projects such as local research, field trials, new initiatives in southeastern British Columbia, etc. This event 'travels' around the Columbia Mountains area to small communities to give us a chance to catch up on each other's news. It's an informal atmosphere and non-CMI members are encouraged to join us! Our 2016 event took place in Kaslo, BC and included a fabulous line up of speakers, two great field trips, and a short and sweet AGM. An event summary is available on the event webpage.

Identification of Native Grassland Plants

May 24-25, 2016

PyneLogs Gallery and Cultural Centre, Invermere BC

21 people attended this course

This course was taught by Dr. Terry McIntosh

Course Description

This is primarily a field-based course where students visit a variety of grassland or shrub-steppe sites and investigate the diversity of native plants that make up these important habitats. Field recognition tips for at least five species of grasses and fifteen species of forbs (non-graminoid flowering plants) will be provided. The course focuses on how to recognize important families of plants, identifying and discussing the significance of invasive plants at each site, and how to properly collect and press (preserve) plants so that they can be identified at a later date.

Spatially Explicit Capture-Recapture (SECR) Modeling

July 5-7, 2016

Selkirk College, Castlegar BC

16 students attended this course

This course was taught by Dr. Murray Efford (who was visiting Canada from New Zealand)

Course Description

SECR is used for estimating animal population density and related parameters. The method combines a spatial population model and a spatial (distance-dependent) detection model. It has been used extensively for the analysis of data from DNA hair snags, automatic cameras, and conventional traps.

The main aim of this 3-day course was to give participants a practical understanding of SECR and its limitations through the experience of fitting models with the R package 'secr'.

Topics to be covered include:

- Concepts and assumptions underlying SECR
- Data preparation and checking
- Model fitting and evaluation
- Study design

Advanced topics were included as requested. These included model robustness, linear habitats, modelling spatial and temporal trend, mark-resight methods, reciprocal variation of home-range size and density, and non-Euclidean distance metrics.

Bio-engineering: A Restoration

October 18-19 & October 20-21

Okanagan College, Revelstoke BC

A total of 35 students participated in these courses

These courses were taught by David Polster.

Course Description

Soil bioengineering is an applied science that uses live plant materials, rocks, soil and landscape elements to perform an engineering function such as slope stabilization, soil erosion control or seepage control.

Topics covered include:

- Factors involved in successful restoration
- Successional reclamation, with discussion of tools such as:
 - Wattle fences can be used to treat steep slopes. The terracing reduces erosion while the wood cuttings grow to provide a vegetative cover on the slope.
- Live staking: taking live cuttings of shrubs and staking them in the ground where there is a lack of vegetation along eroding stream banks. The clippings will re-sprout and establish new vegetation.
- Soil bioengineering techniques
- Regional differences in climate, soils, hydrology, plant types, and growing seasons
- Maintenance and monitoring.

Private Land Conservation Potential in the North Columbia Area

December 5, 2016

Revelstoke United Church, Revelstoke BC

17 people attended this presentation

Event Description

This was the second workshop associated with the [Mid-Columbia Ecosystem Enhancement Project](#) (summarized in section 3.2), and all were welcome to join in on a discussion to explore private land conservation initiatives in the North Columbia region. Juliet Craig, program manager with the Kootenay Conservation Program (KCP), explained the various ways that private land conservation can be achieved and explored the interest in expanding KCP's programs into the North Columbia Mountains. A copy of Craig's presentation is available on the event web-page.

CRED Talks: Columbia Region Ecological Discussions

Various dates
Revelstoke BC

Event Description

CMI and the North Columbia Environmental Society launched a new speaker series: CRED Talks! The Columbia Region Ecological Discussions include speakers addressing a diversity of topics such as science communication, active ecological management, citizen science, research skills and techniques and the influences that our natural environment has on art and culture. This series was launched at the tail end of 2016, but the actual talks didn't start until New Year – so we look forward to updating you on how they went in next year's annual report!

3.2 Supporting applied ecological research

Mid-Columbia Ecosystem Enhancement Project

CMI supported a project team lead by Cindy Pearce of Mountain Labrinth's Inc. and technical specialists from from Cooper Beauchesne and Associates Ltd., Canadian Columbia River Inter-Tribal Fisheries Commission, Okanagan Nation Alliance and Splats'in First Nation Development Corporation. Through a literature review and two workshops (one of which is described above), a catalogue of potential ecosystem enhancement projects for the North Columbia region was created. This catalogue can be found on the CMI website under "resources."

Project background and description

The construction and operation of hydropower dams have highly modified the natural environments in the mid-Columbia River region between Shelter Bay and the Mica dam where this catalogue is focused. There have been permanent changes to a substantial area of upland, riparian, wetland and aquatic ecosystems, with impacts to fish and wildlife habitats. (project map image)

Community groups and the general public in the Revelstoke area as well as First Nations that include this area in their traditional territory are supportive of on-site stewardship, conservation and restoration projects in this area to improve ecosystem function and habitats. Funding is available for these projects from the Columbia Fish and Wildlife Compensation Program, Columbia Basin Trust and other sources however few proposals for this area are received by these potential funders.

Although there are over 40 scientific reports that describe the environmental impacts of reservoirs and hydropower operations in this area, with some suggesting potential ecosystem projects and priorities, much of this information is not readily available to or understood by non-technical readers. As well, interested groups do not have relationships in place to partner on projects. These barriers have slowed the development of on-site projects. This catalogue aims to reduce these barriers by compiling the scientific information and local perspectives on potential projects to enhance access to this information and facilitate funding applications for ecosystem enhancement projects over time.

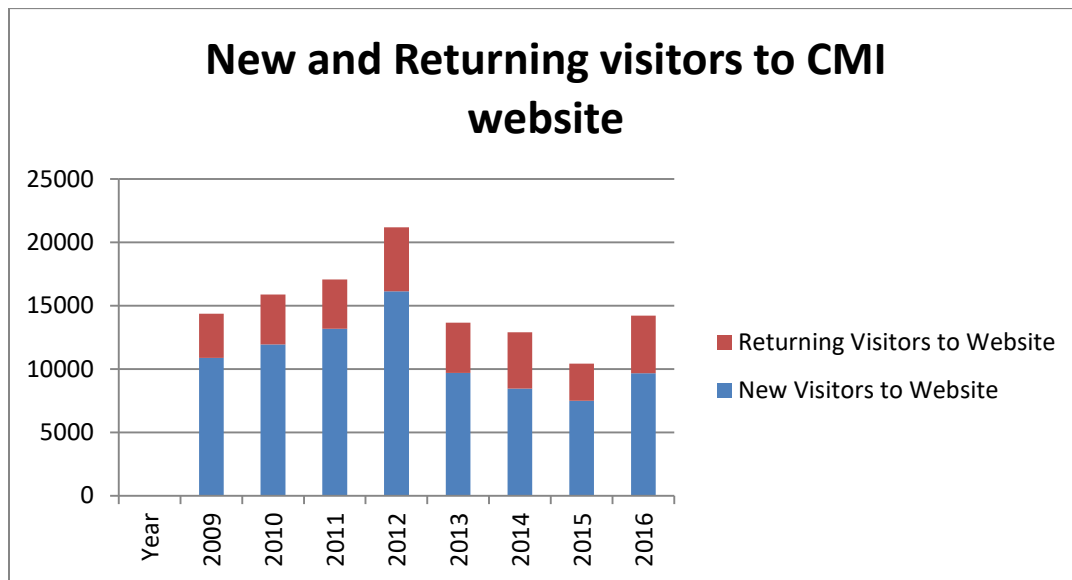
CMI Members' Updates

Eight CMI Members' Updates (newsletters) were sent in 2016, as well as assorted announcements for events and a few interim messages with information that did not make it into the Updates. CMI's email bulletins include CMI news and information about funding sources, resources in print and on other websites, job postings, workshops, and assorted other information of interest to ecologists working in southeastern British Columbia. Updates went to over 260 individual email addresses, and were circulated further within the corporate memberships.

CMI web site (www.cmiae.org)

Our Google Analytics program tells us that in 2016 our web site was visited by 9,906 visitors which accounted for 15,113 sessions. We had 32,586 pageviews. 64% of the people visiting our site were new visitors, were 36% returning visitors.

The following chart shows that traffic to our website has made a recovery back to 2009 visitor levels as we hoped it would.



- The most visited page on the site was upcoming events page with 13,430 visits (11,344 unique visits) in 2016.
- The second most visited page was the Predatory Prey event page, with 3,019 visits (2,444 unique visits).

The most popular PDF downloads in 2016 were for our conference summaries. These summaries are a legacy of our events, and make the information from the event available to a much wider group than the participants. As of December 31, 2016, the top 5 downloads were:

- Schedule for Predator Prey Dynamics conference (191 downloads)
- Resource Roads Conference Summary (175 downloads)
- External Review of Caribou Population Management in the Columbia Mountains and Northeastern BC (135 downloads)
- Regulated Rivers Conference Summary (149 downloads)
- Schedule for the Environmental and Social Assessment Forum: (115 downloads)

Facebook

In May 2011 CMI opened a Facebook page with the aim of reaching more people with our announcements, and enabling discussion about ecological issues. In addition to event announcements, one item from each CMI Members' Update was chosen for posting, as well as any material which the executive director thought might be of interest to members of the CMI facebook page.

Available data on CMI Facebook page:

- There are 541 followers (as of April 2016, it was not possible to search back-dated information on this.)
- The total number of page "likes" received in 2016 was 489 (up from 412 in 2015).
- 57% of the people who "like" the CMI facebook page are women, 39% are men. This split has been consistent for many years.
- 32% are between the ages of 25-34, and 30% are between the ages of 35-44. This has also remained consistent over the last five years.
- Country Representation: 441 of our "fans" are from Canada, 39 people are from the US, 7 are from Australia, and 79 are from other countries around the world
- Top City Representation: 57 of our fans are from Revelstoke BC, 23 are from Nelson BC, 22 are from Calgary AB, 21 are from Victoria BC, 20 are from Vancouver BC, 12 are from Edmonton AB, 11 are from Castlegar BC, 11 are from Kamloops BC, 10 are from Kimberley BC, and 10 are from Cranbrook BC

The facebook page does not sustain very much conversation and sharing of information apart from what the CMI executive director posted on the page. It is a good way to share pictures of events and postings of updates such as when a new download is available on the CMI website.

3.3 Collaboration

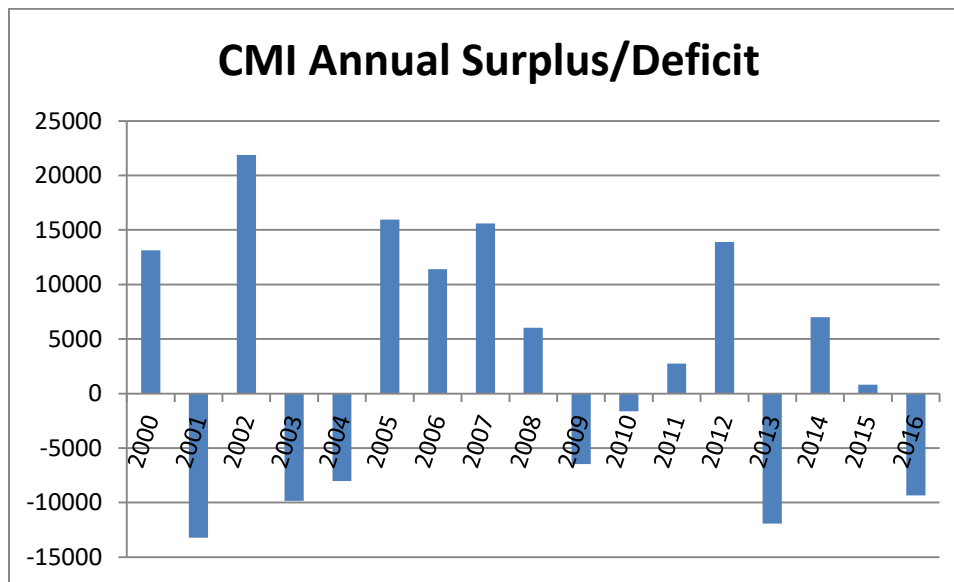
In 2016, Parks Canada and CMI once again signed a one year Contribution Agreement. Funds from this agreement were used to support CMI's general operating costs. The two agencies share a common goal of improving environmental management in this region. The 2016 agreement will be the last contribution agreement that CMI is likely to secure with Parks Canada as the qualifications for contribution agreements have changed and CMI no longer applies. We look forward the development of a partnership agreement that will continue to support our comment goal and supporting activities.

CMI exchanges information with professional associations such as the Y2Y Network, Columbia Basin Trust, the Bulkley Valley Society, Kootenay Association for Science and Technology, Columbia Basin Environmental Education Network, Kootenay Conservation Program, the Columbia Basin Watershed Network, and many other agencies and mailing lists. Information from these groups is often passed on to CMI members in our monthly Members' Updates.

4 Preface to Financial Statement

This section prepared by CMI treasurer, Harry van Oort & Kevin Bollefer:

The un-audited financial statements for the fiscal year ending December 31, 2016 reported a deficit of \$9,337.60, which is very close to our projections. The chart below shows how our net earnings have fluctuated from year to year. This is because our main revenue stream, which is net income or loss from our events, varies according to the number and type of events held each year. In 2016, CMI organized more events than average, but not all of those events attracted the attendance targets we had hoped for (and two statistics classes were canceled as a result.)



In the years previous to 2014 Annual Surplus/Deficit was calculated with only administrative costs (including closed projects only). We have since changed this to include open projects as well.

The balance sheet on the last page of this annual report shows that we have built up our savings since CMI began in 1996. These savings are for keeping the society going if we have a year with low income, for replacing our assets, and for shielding us from risks, such as having to cancel an event at the last minute but still having to pay expenses for the event. All in all, CMI remains in a good financial position to continue with what we do, even in years of deficit such as this year.

Our members and our volunteer Board of Directors continue to keep us in touch with current ecological issues and skill development needs. This is what keeps our events relevant and well-attended. Ideas for additional courses or conferences are welcome; please let Hailey or our Board members know.

Harry van Oort, CMI Treasurer (2016) &
Kevin Bollefer, CMI Treasurer (2017)

**Comparative Income Statement for the Columbia Mountains Institute for the Period
ending December 31, 2016**

Income & Expense Sheet

	Dec 01 2016 to Dec 31, 2016	Jan 01 2016 to Dec 31, 2016
INCOME		
PROJECT FUNDING		
Funding and Donations	0.00	27,473.28
Registration Fees	<u>667.00</u>	<u>81,986.49</u>
TOTAL PROJECT FUNDING	<u>667.00</u>	<u>109,459.77</u>
ADMINISTRATIVE REVENUE		
Net Income / Loss from Finished Projects	1,962.56	13,847.69
Grants and Donations	4,850.00	5,000.00
Membership Fees	0.00	5,995.00
Miscellaneous Income and Interest	<u>12.59</u>	<u>790.09</u>
TOTAL ADMINISTRATIVE REVENUE	<u>6,825.15</u>	<u>25,632.78</u>
TOTAL REVENUE	<u>7,492.15</u>	<u>135,092.55</u>
EXPENSE		
PROJECT EXPENSES		
Admin Cost Transfers	1,962.56	13,847.69
Advertising	0.00	152.21
Catering / Food	0.00	27,959.73
Wages - Exec. Director	716.48	26,799.09
Contract Fees - Others	0.00	19,705.28
Equipment	0.00	514.25
Postage	0.00	36.28
PayPal Charges Projects	22.73	1,594.56
Photocopying	444.90	1,071.35
Rent Conference Venues	125.00	3,677.00
Speaker Fees	0.00	6,387.10
Supplies	0.00	323.70
Travel	0.00	8,111.76
Website	75.00	225.00
Incomplete Projects	<u>2,619.24</u>	<u>328.40</u>
TOTAL PROJECT EXPENSES	<u>727.43</u>	<u>110,733.40</u>

ADMINISTRATIVE EXPENSES

Bookkeeping	67.50	3,737.50
Amortization	13.68	211.12
Bank charges / Visa fees	10.86	146.96
Insurance	25.00	1,673.80
Licenses and Dues	0.00	27.68
Miscellaneous	0.00	149.76
Office Furniture / Software	2.72	1,660.93
Office Supplies	0.00	560.50
PayPal Charges Admin	0.00	77.57
Photocopying	0.00	0.00
Postage	0.00	71.17
Rent	228.32	2,739.84
Staff Training	0.00	276.24
Telephone and Internet	327.03	2,618.37
Travel	0.00	239.05
Website	275.00	470.00
Workers' Compensation	0.00	22.26
Wages	930.26	16,227.83
CPP Expense	63.94	1,787.31
EI Expense	41.68	998.86
Total Wage Expense	<u>1,035.88</u>	<u>19,014.00</u>
TOTAL ADMINISTRATIVE EXPENSES	<u>1,985.99</u>	<u>33,696.75</u>
TOTAL EXPENSE	<u>2,713.42</u>	<u>144,430.15</u>
NET INCOME	<u>4,928.73</u>	<u>-9,337.60</u>

Balance Sheets 2016

As at Dec 31, 2016

ASSET

CURRENT ASSETS

Money to be Deposited	719.62
Bank - R.C.U. 25890-5	55,654.40
RCU - Term Deposit 31 Oct 2015	0.00
RCU - Term Deposit Nov 20 2016	0.00
RCU - Member Rewards	0.00
RCU - Shares	<u>51.67</u>
TOTAL AVAILABLE CASH	<u>56,425.69</u>

NON CASH CURRENT ASSETS

Accounts Receivable	5,826.55
Open Projects Expenses Paid	5,675.29
Prepaid Insurance	<u>1,834.00</u>
TOTAL NON CASH ASSETS	<u>13,335.84</u>

CAPITAL ASSETS

Laptop Computer	815.00
Accum Amort. - Laptop Computer	<u>-848.16</u>
Net - Laptop Computer	-33.16
Desktop Computer (Purch.March 2011)	1,403.00
Accum. Amort. - Desktop Computer	<u>-1,403.00</u>
Net - Desktop Computer	0.00
Digital Projector	1,915.82
Accum. Amort. - Data Projector	<u>-1,915.82</u>
Net - Data Projector	<u>0.00</u>
TOTAL CAPITAL ASSETS	<u>-33.16</u>

TOTAL ASSET	<u><u>69,728.37</u></u>
--------------------	-------------------------

[continued on next page]

LIABILITY**CURRENT LIABILITIES**

Visa Payable		375.08
Accounts Payable		700.23
Prepaid Memberships		160.00
Open Projects Funds Received		8,262.00
GST / HST Collected	-27.85	
GST / HST Paid on Purchases	<u>-528.67</u>	
GST / HST Payable		-556.52
Vacation Payable	<u>1,330.70</u>	
Total Payroll Taxes Payable		<u>1,330.70</u>
TOTAL CURRENT LIABILITIES		<u>10,271.49</u>
TOTAL LIABILITY		<u>10,271.49</u>

EQUITY**SURPLUS**

Surplus - Beginning of the Year		68,794.48
Surplus (Deficit) - Current Year		<u>-9,337.60</u>
TOTAL SURPLUS		<u>59,456.88</u>
TOTAL EQUITY		<u>59,456.88</u>
LIABILITIES AND EQUITY		<u><u>69,728.37</u></u>

ⁱ Categories have been updated to include industry, ENGO (Environmental Non-Profit), Consultant, and First Nations